



July 2017
Contact Keystone:
1-800-255-4937

Info@keystonehighschool.com

KeyNews-Keeping up with Keystone

Erica Rhone, Head of School



In the midst of the summer, many families are traveling to fun and exciting places. Please, don't forget to share your adventures with other Keystone families through the main Keystone School [Facebook page](#) or our regional Facebook pages. As a traveler myself, we use our time to find opportunities to not only have fun, but also to find places that offer some educational aspect, as I'm sure many of you do. It's always a good idea to try to find a hands-on museum with fun interactive exhibits, local 1-day painting workshops, or activity-based guided boating or hiking tours. Other summer fun opportunities for families include summer day camps, sports, or week-long overnight camps. There are a world of opportunities for fun, education experiences, that you and your student can share in. Ultimately, the goal is to get your student involved in something they will enjoy. We are looking forward to what's coming at Keystone as we head into the fall. Check out the rest of this edition to find out how you can use the summer to your full advantage!!



INSIDE THIS ISSUE

- Balancing Learning.....2
- Recipe for Summer Success3
- Graduate Spotlight.....3
- Summer Courses.....4
- End of Year Tips.....5
- Middle School Transition.....6
- SAT/ACT Online Prep.....7
- July Email Forecast.....8
- July Webinars.....9
- Tech Tip.....10

Keystone facebook Live Events

Our Facebook live events are held on the 3rd Thursday of every month at 4:00 pm ET! Our next one is on 7/20/2017. This session is hosted by our Guidance department and focusing on Summer Learning Opportunities-World Experiences!

Join us live on Facebook on July 20th at 4:00 pm ET.



“Some things I cannot change, but till I try, I'll never know!”

~Wicked

Balancing Learning and Summer Fun!

Taking classes can be time consuming enough without the pressure of summer activities. As we move into the summer time, you might want to take a class here or there to either get ahead or to fill in some missing gaps. With some careful planning, you are able to enjoy both summer fun and the productivity of taking an extra class at the same time.

Keep A Consistent Calendar

As you map out your summer activities, you are going to want to make sure that you are able to make time for a class or two. If you need help with time management, you can always try different apps and programs that may help you with a busy summer schedule.

Web-based calendars such as Google, Outlook, and Apple iCal work great because you can access them from pretty much anywhere. These can be beneficial if you have a smartphone to keep your calendar with you. Or, if you travel, you have the possibility of working on multiple computers. If these do not suit your needs, then try a good old fashioned wall calendar or personal planner.

Be Realistic When Picking And Planning Your Classes

Keystone offers both print and online classes that may the education experience as flexible as possible. When planning your daily courses, make sure that you are as consistent as possible. Think about the time of day in which you are to be most productive with your classes. For example, if you are involved in a summer sport or camp, it might be worth your while to work on your classes in the morning before your activities, rather than after. Keep this in mind when planning what your day to day schedule is going to be. You can read more about how to pick summer classes in the article on page 4.

Prioritize Your Studying Time

Once you have a class or two picked and your schedule of activities and assignments planned, now it's time to think how much of your day needs to be devoted to your school work.

Working While Working

If you have a summer job that takes up the majority of your time, make sure that your weekly schedule is in place. Sometimes summer job hours change on a weekly basis. Make sure that you get your hours on your calendar so that you may keep a plan that balances work, school, and summer enjoyment.

Stay Refreshed

Make sure that you take time for you. Don't worry about taking the time to go on summer vacation or a weekend trip. That is really what summer is for, enjoying your time as you want. So, take a break every now and then and enjoy it while it's here! Doing so may take a little extra effort in planning, but it'll be well worth it when you are able to get ahead or catch up.



*“You’ve never fully
dressed without a
smile!”*

~Annie



Recipe for Summer Success

1 cup Responsibility

1/2 cup Time Management

2 tablespoons Breaks

3/4 cup Scheduling

1/3 cup Reaching Out

Dash of Parent Review

Mix all ingredients together to create a

SUCCESSFUL academic summer!

GRADUATE SPOTLIGHT



This Month We Recognize Cierra Ashile Jones-Eversley!

Cierra is a Keystone graduate that will be attending Marymount Manhattan College. She will major in Digital Journalism, Politics, and Human Rights. Cierra wants to pursue a career in Political/ Human Rights Journalist for the Washington Post or The New York Times. Throughout high school, Cierra played volleyball, Track and Field, and was an editor for the Pegasus Literary Magazine at Half Hollow Hills. She is also a FreshU contributing writer at Marymount Manhattan College.

Congratulations Cierra! Keep up the hard work, we are proud of you!



Thinking of Taking A Course Or Two This Summer?

Taking courses through the summer is a great way to get ahead of the game and keep you in a strong academic stride. The overall question a lot of families and students have, is that is it even possible to complete classes in the summer time, before the traditional start of the school year? In fact, yes, indeed it is! There are a few key factors to being successful in taking classes over the summer.

First, ask yourself, Do I have enough time to fit a class into my schedule?

Classes that you would take during the summer are the same length and difficulty as classes that you would take during the traditional school year. A good recommendation would be that if you have decided to take courses during the summer, take 1 or 2 classes. So, think about it this way, in roughly two months you would be completing the equivalent of a full year course. You can lower the amount of work needed by looking into some half credit courses. These count toward graduation, you won't have to stress of completing two semesters and you will have your time during the summer to enjoy.

Second, consider this time to take some electives.

While not taking core classes, you can try out some electives that you normally wouldn't have thought about. Who knows, it may lead you to thinking about a career path that you may have never considered before. Again, don't overload your schedule, but maybe try two half credit electives in different fields of study and leave the core classes for the standard school year.

Last, look into print classes if available.

Our print courses are typically comprised of less assignments to submit for grading. They have the same amount of material as our online classes, but due to the way that they are graded, the number of graded assignments are less in number. This may be to your advantage because if you travel during the summer or go to summer camps or are just generally not around the house, you can take your materials with you anywhere you go.

In the end taking a class can be to your benefit in more ways than one. Take a look through our course catalog and contact our Student Services Dept. to get more information on some classes that you can take throughout the summer!

High School Catalog: <https://hs.keystoneschoolonline.com/KeystoneOes/portlets/catalog/CourseCatalogController.jpf>

Middle School Catalog: <https://ms.keystoneschoolonline.com/KeystoneOes/portlets/catalog/CourseCatalogController.jpf>

Student Services Dept.

Phone Number: 1-800-255-4937

Email: info@keystoneschoolonline.com



*“Forget regret or
life is yours to
miss. No other
road. No other
way. No day but
today.”*

~Rent

End Of Year Tips From Keystone Teachers

Is your student finishing up their school year or looking at graduation in the very near future? Our Keystone teachers have some tips for our students as they near the end of their current set of courses!



**READ
THESE
TIPS!**

- ◆ Do not wait until the last minute and do not just submit assignments to finish quickly. Submitting every assignment in a lesson just minutes apart from each other will most likely end up with the lowest grades.
- ◆ Take your time and ask questions!
- ◆ Students should double check that they have the **correct file uploaded when submitting assignments**. If an assignment needs to be reset, it will only delay grading.
- ◆ Be sure to have all three components of the discussion post submitted. (You can double check by keeping an eye on the gradebook).
- ◆ Finish strong. Don't rush through your work, don't submit incomplete work, and reach out for help before turning in.
- ◆ You can keep your math skills fresh by playing on Khan Academy (a free math resource). Find out what other subjects they have by visiting <http://www.khanacademy.org/>
- ◆ Careless errors can add up! Be sure to ask questions and schedule 1:1 meetings when needed.
- ◆ Leaving enough time between submitting the last assignment and the deadline for receiving a transcript. It takes about 2 weeks to receive an official transcript. You may email our Guidance Dept. for more information on this. They can be reached at Guidance@keystonehighschool.com
- ◆ If you feel like you are behind and won't finish on time, speak with our Student Success Advisors to talk about a plan of action to finishing out the school year. Their email is StudentSuccess@keystonehighschool.com


Congratulations To Our Student Of The Month Kamille Nate!

Let's hear from Kamille-

I have been awarded the WHSAA Good Sportsmanship Award as a freshman after the volleyball season. Also I was given an offer to go play for the state of Wyoming on a team in Australia. I also played varsity and played all the way around as a setter/right side hitter for the whole season.

I also played varsity in basketball. I was a post on our basketball time and got just as much time playing as the juniors who started. I was lettered in both volleyball and basketball. One of my favorite quotes when sports gets difficult and I feel I'm not doing as well as I should is, "Pain is just weakness leaving your body." This can apply in any aspect of your life.

My great-grandfather recently passed away and he was basically my mom and dad when I grew up because my parents worked all the time and I got close with him. As I grew up he got older and couldn't come to any of my sports functions, and now he can come to all of my games because he is in my heart every game. I miss him so much and he was dedicated to helping people even if he couldn't get around very well and I want to strive to be like him. I also respect him because he served in World War II and was awarded a Purple Heart. I really hope I can do something special like he did.



Moving Up: Transitioning from 8th Grade To 9th Grade

Completing 8th grade is a tremendous milestone for a student. In brick-and-mortar schools, there is typically a ceremony to recognize this achievement and a “high school shadowing” day to prepare students for a day in the life of a high school student. Did you know that The Keystone School also offers an informational video to help families with the transition? Yes, we do! This video reviews academic expectations, typical anxieties students face in transitioning to high school, new and exciting opportunities available to high school students, and resources your family should take advantage of! Keystone’s Guidance Counselor, Matt Dufford is the creator behind this video and you can request a copy of it at guidance@keystonehighschool.com.

Here are some tips for parents to help their student in transitioning to 9th grade:

Have a discussion with your student about their post-high school plans. A college bound student should begin their 9th grade year on a college-bound course track. Additionally, the GPA that will be used to apply to college will be based on all Keystone course grades earned in 9th-12th grade, so earning good grades for college applications begins as soon as possible.

Keystone offers a career preparation tool accessible to middle and high school students. Have your student log-in and use Choices360 to begin exploring potential careers by taking interest inventories and quizzes. This will help your student to become more self-aware of their interests and aptitudes. Keystone has a lot of great career-focused electives in the high school program. Exploring Choices360 could help your student decide which electives to pursue. Click this website and scroll down to Career Exploration for instructions on how to access Choices360: <http://www.keystonestrong.com/high-school/college-and-career>

Read the high school student handbook and stay-tuned on Keystone’s webinars, all found on the Keystone Strong website: <http://www.keystonestrong.com/>. An informed Keystone family is a successful Keystone family!

Congratulations to all our 8th grade students! You have worked hard and we look forward to working with you in 9th grade!



*“A person’s a person,
no matter*

how small.”

~Seussical

Online College Test Prep

SAT AND ACT PREP COURSES

Does your student need additional support preparing for the SAT and the ACT? K12 can help! We offer SAT and ACT prep courses open to K12 and non-K12 students. Sessions are offered throughout the school year, and are aligned to the scheduled SAT and ACT test dates.

Students can choose from two online-only course formats:

Instructor-Led format, which includes intensive small-group instruction and one-to-one support. Cost: \$899 for one, six-week session.

Instructor-Supported format, which is primarily completed independently with instructor support as needed. Cost: \$299 for one, six-week session.

Both formats provide access to comprehensive online test prep resources and teacher help-desk support.

*"I am the one
thing in life I can
control. I am in-
imitable. I am*

COURSE FEATURES

Each test prep course:

- Includes math, verbal, and writing tutorials accompanied by assessments to test student mastery
- Is highly adaptive and keeps track of a student's strengths and weaknesses
- Gives students access to a large pool of practice questions with instant, easy-to-understand feedback
- Allows students to take full-length practice tests to gauge readiness and give students realistic test exposure.

~Hamilton

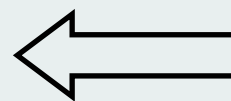
SCHEDULE OF UPCOMING SESSIONS*

*Students should sign up for the session that best aligns to the SAT or ACT testing date they plan to prepare for.

K12 SAT Test Prep Session	SAT Exam Date
July 5 – August 18, 2017	August 26, 2017
August 14 – September 29, 2017	October 7, 2017
September 11 – October 27, 2017	November 4, 2017
October 9 – November 28, 2017	December 2, 2017
January 16 – March 2, 2018	March 10, 2018
March 12 – April 27, 2018	May 5, 2018
April 9 – May 25, 2018	June 2, 2018

K12 ACT Test Prep Session	ACT Exam Date
July 17 – September 1, 2017	September 9, 2017
September 5 – October 20, 2017	October 28, 2017
October 16 – December 1, 2017	December 9, 2017
Dec 18, 2017 – Feb 2, 2018	February 10, 2018
February 20, 2018 – April 6, 2018	April 14, 2018
April 23 – May 25, 2018	June 1, 2018

Visit K12courses.com
for more information
or to sign up. Class
sizes are limited.



JULY EMAIL FORECAST

Here at Keystone we value organization. An organized student is a successful student. It is much easier for organized students to stay on track and stay updated on changing policies and new events. That is why we want to take this opportunity to inform you about some emails coming your way. Keep an eye out for these messages in your inbox this month!

What	When
Progress Reports <i>*Sent every other Monday evening to the parent email address we have on file</i>	Monday, July 10th Monday, July 24th
Monday Morning Message <i>*only sent to full-time online STUDENTS</i>	Every Monday morning this month! (7/10, 7/17, 7/24, 7/31) Can also be found on Keystone's Facebook page: https://www.facebook.com/keystoneschool/
New Parent Orientation and Getting Started Webinar	*Please refer to the Webinar Schedule found on page 9



Congratulations to our
 152 June graduates
 from
 6 countries
 and
 34 states!



Connect with other families through Facebook and Twitter!

Keystone has create Facebook and Twitter accounts for our students to connect. These are YOUR groups! Keystone staff will be available to answer questions, but this is something we have developed at the request of our families.

We hope you enjoy this opportunity!

Facebook	Twitter
Midwest Region:	 The Keystone School @Keystone_School 
Northeast Region:	 Student Success Advisors @Keystone_SSA 
Western Region:	 Guidance Dept. @Keystone_Gdnce 
International:	

Check out the July Webinar Schedule

Getting Started webinars are designed for new students and parents, but any Keystone student or parent is welcome to sign up and attend! You can click on the event to sign up or use the links provided below.

Event	Date	Time	Presenter	Audience
Getting Started The Right Way With Keystone	July 12th	3 pm ET	Ryan Lombardo	New Students and Parents
New Parent Orientation	July 12th	7 pm ET	Dan Puentes	New Parents
Getting Started The Right Way With Keystone	July 19th	7 pm ET	Ryan Lombardo	New Students and Parents
Getting Started The Right Way With Keystone	July 25th	12 pm ET	Ryan Lombardo	New Students and Parents

Getting Started Webinars: <http://www.signupgenius.com/go/30e0f4bafaf29a6fc1-getting>

New Parent Orientation : <http://www.signupgenius.com/go/30e0f4bafaf29a6fc1-newparent>

New Keystone Parent Information

New Parent Orientation Webinar

Join us on **Wednesday, July 12th at 7:00 PM ET** for a New Parent Orientation webinar designed to help answer all of your “getting started” questions. We’ll go more in-depth on the role of the Keystone Parent, the Strong Start program, and how to support your student. There will also be time for you to ask questions. Our goal is to give you the tools needed to help your student succeed!

Click here to sign up to attend the webinar:

<http://www.signupgenius.com/go/30e0f4bafaf29a6fc1-newparent>

New Parent Tool Kit

We have prepared several documents to help you as a new Keystone parent get oriented to Keystone and start to embrace your role as the parent of a successful independent learner! We suggest you review all the documents carefully and keep them for reference. You can download them to your computer, print them, or come back to this site again and again to view them as needed.

Click here to access the Parent Tool Kit:

<https://fw.unitymg.com/rdr/D:2797>

Newer Computers and Keystone

Purchasing a new computer can be an exciting prospect, but you should be sure that the computer you settle on is compatible with Keystone! Thankfully, there are a wide variety of modern computers, operating systems, and browsers that can be used when taking Keystone courses.

Please see the helpful chart below for more specifics about which configurations are most compatible with this program:

Platform	Operating system	Browsers
PC	Microsoft Windows Vista or later	Mozilla Firefox is no longer a supported web browser for the Blackboard environment due to security changes made by Mozilla.
		Internet Explorer 10 or later Google Chromebooks are not supported at this time; the Chromebook does not permit the installation of JAVA and this program is required for Blackboard functionality. Google Chrome 30 or later (PC and Mac)
Macintosh	Apple Macintosh OS X 10.5 or later	Mozilla Firefox is no longer a supported web browser for the Blackboard environment due to security changes made by Mozilla. Safari 6 or higher (Mac OSX) Google Chrome 30 or later

NOTE: When using Windows, if you are using a 64-bit browser, you need to install 64-bit Java to match. If you're running a 32-bit browser, then you'll need to install 32-bit Java.

Please note that most of our online courses contain Flash, which is not supported in Apple's mobile operating system (iOS). This makes our courses incompatible with iPads (and iPhones).

Additionally, the following requirements must be met for Blackboard 9.1:

	Popup Blocking Disabled JavaScript Enabled
Operating Systems:	Windows Vista or later Macintosh OS X 10.5 or later
RAM:	512MB or higher
Resolution:	1024 X 576 or higher
Media:	Soundcard and Speakers/Headphones Microphone required for certain courses
Plugins:	Sun Java 7 Flash Player Version 11 or higher QuickTime Version 7 or higher Real Player required for certain courses Jaws 11 or higher (for accessibility)